

## Features

- Industry leading 4 line by 40 Character LCD
- Common buttons for navigation
- Common LEDs for status indication
- 31 annunciator per panel
- Maximum wire length of 6,500 feet
- Available in 4 colors



## Description

The RA-6500 is a LCD remote annunciator for the PFC-6000 series fire control panels. The RA-6500 communicates using a RS-485 connection to the main panel providing common indication of Alarms, Supervisory, Trouble and other system status and control functions.

The RA-6500 features a 4x40 LCD display with LED's for Power, Alarm, Supervisory, Trouble, and Silenced conditions. It can be mounted on a single gang electrical box or a four square electrical box. The annunciator is enclosed in a sheet metal enclosure and has a Potter lock securing the keypad.

## Technical Specifications

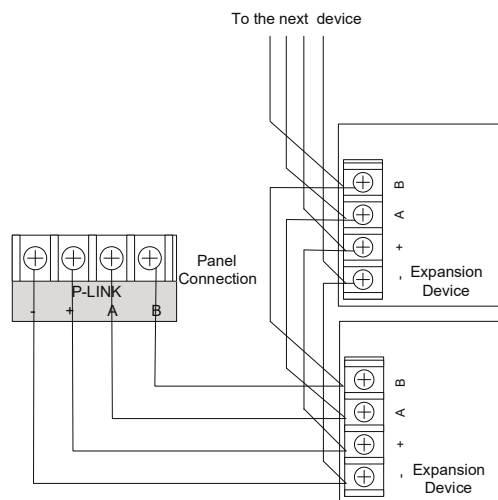
Standby Current	20 mA
Alarm Current	25 mA
Operating Temperature	0°C-49°C (32°F-120°F)
Operating Humidity Range	10%-93% @ 30°C (86°F) non condensing humidity
Maximum Wire Length	6500 ft.
Maximum Annunciators	31
Size (WxHxD)	10" x 7-7/8" x 1-5/8"
Wire Gauge	14 AWG-22 AWG

## Installation

The RA-6500 is connected to the PFC-6000 series fire control panels using a four wire RS-485 connection. The connection is power limited and supervised. Up to thirty-one (31) RA-6500 LCD annunciators can be connected using Class B or Class A wiring. Class A wiring requires an optional Class A Expander.

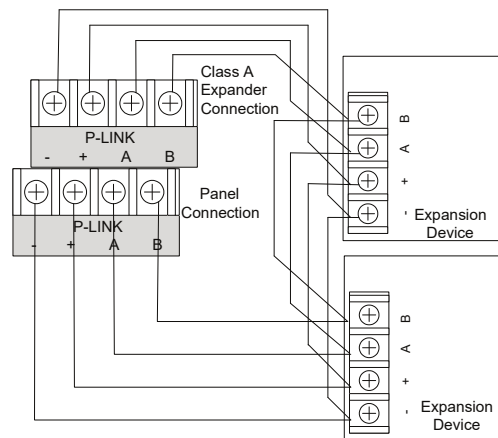
### RA-6500 Class B Wiring Example

Fig 1



### RA-6500 Class A Wiring Example

Fig 2

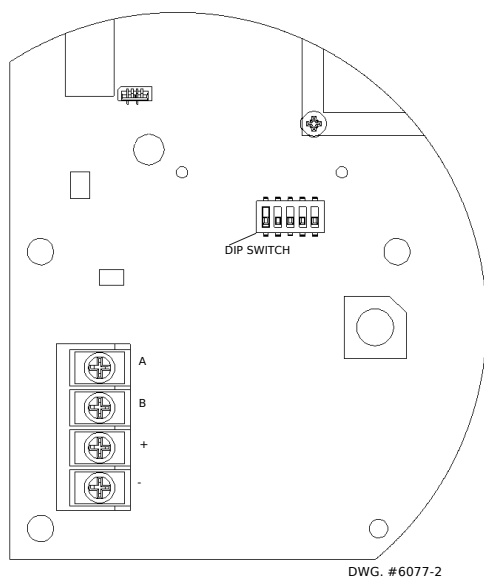


## Address Settings

The RA-6500 address is set by dip switch S1 located on the back of the RA-6500. The address must be set in the range of 1 to 31 to be recognized by the control panel.

### RA-6500 Remote (Panel View)

Fig 3



## Dip Switch Settings

Refer to the table below for dip switch settings per Annunciator Address.

Annunciator Address	Dip Switch Settings				
	SW-1	SW-2	SW-3	SW-4	SW-5
1	On	Off	Off	Off	Off
2	Off	On	Off	Off	Off
3	On	On	Off	Off	Off
4	Off	Off	On	Off	Off
5	On	Off	On	Off	Off
6	Off	On	On	Off	Off
7	On	On	On	Off	Off
8	Off	Off	Off	On	Off
9	On	Off	Off	On	Off
10	Off	On	Off	On	Off
11	On	On	Off	On	Off
12	Off	Off	On	On	Off
13	On	Off	On	On	Off
14	Off	On	On	On	Off
15	On	On	On	On	Off
16	Off	Off	Off	Off	On

Annunciator Address	Dip Switch Settings				
	SW-1	SW-2	SW-3	SW-4	SW-5
17	On	Off	Off	Off	On
18	Off	On	Off	Off	On
19	On	On	Off	Off	On
20	Off	Off	On	Off	On
21	On	Off	On	Off	On
22	Off	On	On	Off	On
23	On	On	On	Off	On
24	Off	Off	Off	On	On
25	On	Off	Off	On	On
26	Off	On	Off	On	On
27	On	On	Off	On	On
28	Off	Off	On	On	On
29	On	Off	On	On	On
30	Off	On	On	On	On
31	On	On	On	On	On

## Ordering Information

Model	Description	Stock No.
RA-6500	LCD Annunciator - RED	3992660
RA-6500	LCD Annunciator - BLACK	3992744
RA-6500	LCD Annunciator - GRAY	3992745
RA-6500	LCD Annunciator - LIGHT GRAY	3992746